

# 22nd Congress of the European Society for Surgery of the Shoulder and the Elbow SECEC - ESSSE

**16 - 19 September 2009**  
**Madrid - Spain**

Final program



[www.secec.org](http://www.secec.org)





## INDEX

### Committees

Executive Committee .....	5
Programme Committee .....	5
Local Organizing Committee .....	5
SECEC Secretariat .....	5

### Welcome address

Organizing Committee .....	6
SECEC/ESSE President .....	7

SECEC Join us! .....	8
----------------------	---

Welcome to Madrid .....	9
-------------------------	---

General information .....	10
---------------------------	----

Registration fees .....	12
-------------------------	----

Program at a glance .....	13-15
---------------------------	-------

### Scientific program

Thursday, September 17 .....	16
Friday, September 18 .....	21
Saturday, September 19 .....	25

Industry workshops .....	28
--------------------------	----

EUSSER-European Society for Shoulder and Elbow Rehabilitation .....	29
---	----

Exhibition floor map .....	30
----------------------------	----

Social programme .....	31
------------------------	----


Official hotels and rates / Location map .....	32
--	----

Acommodation form .....	33
-------------------------	----



The Organizing Committee welcomes you to the SECEC-ESSE 2009 Annual Meeting, thanks for your participation and support, and wishes you a successful and enjoyable stay in Madrid.

Madrid is one of the most beautiful cities in Europe offering to visitors museums, galleries, shopping, sightseeing and, of course, great restaurants. Madrid is a city of charm and culture, combining history and a growing cosmopolitan character.





## **COMMITTEES**

### **SECEC**

#### **Executive Committee Members**

President	Jaap WILLEMS
Secretary	Pascal BOILEAU
Treasurer	Frank GOHLKE
Members	Juan BRUGUERA Andrew CARR Alessandro CASTAGNA Ralph HERTEL Jeno KISS Rolf NORLIN

### **SECEC**

#### **Secretariat**

Sylvie NOËL  
50-52 Avenue Chanoine Cartellier  
Zip code: F-69230 Saint Genis Laval, France  
Phone +33 (0)4 72 39 53 01  
Fax +33 (0)4 72 39 53 02  
Email: [secec@wanadoo.fr](mailto:secec@wanadoo.fr)

### **Local Organizing Committee**

President	Emilio CALVO
Chairman	Samuel ANTUÑA
Members	Joan ARMENGOL Juan BRUGUERA Julián FERNÁNDEZ Celestino GUERRA Fernando MARCO Fernando MARTÍNEZ José María MORA Luis PEIDRO

### **Program Committee Members**

President	Jaap WILLEMS
Chairman	Emilio CALVO
Members	Pierre HENRY FLURIN Markus RICKERT Hans VIGGO JOHANSEN Carlos TORRENS





## **WELCOME ADDRESS**



Dear Friends and Colleagues,

Madrid is organizing the 22nd SECEC-ESSSE Congress in September 2009. The previous Congress was so impressive that this occasion is a real challenge for us.

We want to put together a balanced scientific program with two Symposia on interesting and attractive topics, guest lectures by prestigious colleagues, and nine instructional course lectures. Following the great experience in Brugge, we will have on Saturday two sessions on "Tips and tricks in arthroscopic surgery" and "New techniques and developments in shoulder surgery", and also a "Specialty day for physiotherapy of the shoulder and the elbow". It is, however, your participation and contribution with oral and poster presentations that will set the interest and significance of the meeting, as the quality of your daily work is the foundation of our progress.

In organizing the meeting, beyond the capital importance of everyone's participation, we only needed to find an adequate scenario. Madrid is a big modern city with a great history behind it. There are innumerable monuments, famous museums, spectacular and historic surroundings, impressive restaurants, either for "tapas" or for sophisticated international cuisine, exciting night life and popular spectacles; but particularly, the impressive activity on our streets and squares, makes Madrid the ideal scenario for a great 22nd SECEC-ESSSE meeting.

We hope that the scientific program and our hospitality match your expectations and we can spend enjoyable days together.

We will look forward to seeing you among us in Madrid, next September 2009.

**Emilio Calvo**  
Congress President

**Samuel Antuña**  
Chairman of the Organizing Committee



## WELCOME ADDRESS



Dear Colleagues

With great pleasure I announce the forthcoming SECEC/ESSSE Congress 2009 in Madrid. It is a privilege for the Society to be hosted in Spain during the next SECEC/ESSSE Congress.

Spain actually is one of the few countries where the SECEC/ESSSE is organised for the second time. This is not in the least due to the fact that our enthusiastic Spanish colleagues did all their best to acquire the 2009 Congress. After the meeting in Barcelona in 1994 it took fifteen years to come back in this magnificent country with a great political and cultural history, and we can be proud that the capital of Spain is hosting our Congress next year. The Local Organising Committee is working hard for more than a year to ensure, that we will have all the facilities needed for our meeting.

Our Society is still growing, with also increasing involvement from the Eastern part of Europe, which reflects both our openness to those who are interested in Shoulder and Elbow Surgery, as well the increasing interest in this area of orthopaedic surgery.

I am convinced that we will have a great meeting in Madrid in September 2009. The Local Committee will undoubtedly prepare a well organised congress as well as expose to us the rich cultural history of the capital of Spain.

**Jaap Willems**

President SECEC/ESSSE



Société Européenne pour  
la Chirurgie de l'Epaule  
et du Coude



European Society for Surgery  
of the Shoulder and the Elbow

JOIN US !

Apply online  
to become a SECEC  
member today !

[www.secec.org](http://www.secec.org)

**SECEC** was created in 1987 by Doctor Didier PATTE and  
Doctor Norbert GSCHWEND

The main goals of the society are:

- To improve the quality of health care given to patients with shoulder or elbow pathologies
- To contribute to the Continuous Medical Education of surgeons or medical doctors involved with shoulder and elbow pathology
- To exchange and share knowledge about shoulder and elbow with different professional categories: rheumatologists, physiotherapists, radiologists, biologists

#### Why become a SECEC member?

Becoming a SECEC member will allow you:

- To participate in our annual meeting
- To receive the Journal of Shoulder and Elbow Surgery (JSSES)
- To receive the SECEC Newsletter through the Website
- To get full access to the Website and be informed about courses, congresses, meetings
- To participate in Continuous Medical Education (CME) in shoulder and elbow surgery
- To be informed about the SECEC Travelling fellowships (USA - Japan - Europe), grants, prizes
- To be informed of the current practices and latest developments according to the state of the art
- To support actions of the society for the reconnaissance of the speciality

All applicants for a membership in the Society must have demonstrated a genuine interest in shoulder and/or elbow surgery.

Members are elected into the Society by its Ordinary Members at its General Assembly, (usually in September) each year upon the proposal of the Membership Committee after approval of the National Delegate.

#### Who can become a member?

- Young surgeons in orthopaedic formation
- Surgeons involved in shoulder and elbow
- Rheumatologists, Physiotherapists, Engineers, Biologists, Radiologists





## **WELCOME TO MADRID**

Madrid is one of the most beautiful cities in Europe offering to visitors museums, galleries, shopping, sightseeing and, of course, great restaurants. Madrid is a city of charm and culture, combining history and a growing cosmopolitan character.

### **Sightseeing**

The grand metropolis of Madrid can trace its origins to the times of Arab Emir Mohamed I (852-886), who ordered the construction of a fortress on the left bank of the Manzanares river. Later it became the subject of a dispute between the Christians and Arabs until it was conquered by Alonso VI in the 11th Century. At the end of the 17th Century, a defensive wall was built for the protection of the new outlying areas, tracing the roads of Segovia, Toledo and Valencia. During the 18th Century, under the reign of Carlos III, were designed the great arteries of the city, such as the Paseo del Prado and Paseo las Acacias.

### **The Art Walk**


The Art Walk is one of the most splendid tours in the historic centre of Madrid and includes the museums, monuments and gardens that can be found at the axis of Paseo del Prado.

In this area Madrid's three top museums: the Prado, Thyssen-Bornemisza and the Reina Sofía Art Centre, are situated near each other. The three art galleries are currently undertaking ambitious improvement and extension projects. The Prado has constructed a new building, according to a project by Rafael Moneo, and will incorporate the nearby Army Museum installations, with which it will gain 30,000 square metres. The Thyssen-Bornemisza Museum is on the point of concluding the work on a second adjoining building –according to a Project by the architects Manuel Baquero and Francesc Plá– to house the private collection of Carmen Cervera, widow of Baron Thyssen. As for the Reina Sofía, perhaps the most important project of the three by the architect Jean Nouvel, the work consists of the construction of three adjacent buildings that will extend the display area by 50%. Apart from the above, the extensive remodelling of Paseo del Prado, awarded to the Portuguese architect Alvaro Siza, will restore this privileged urban setting to its original splendour.

Around the Art Walk visitors will also come across monuments and historic places, such as the Squares and fountains of La Cibeles and Neptuno, Puerta de Alcalá, Casa de América, the impressive Post Office building and the Bank of Spain, Retiro park, Monastery of the Jerónimos (Hieronymites), Royal Botanical Gardens, Atocha Station, House of Commons...In this area you will also encounter some of Madrid's most sophisticated hotels.

### **Restaurants and shopping**

Night-owls will find Madrid a paradise but visitors must keep in mind the late dining hours; restaurants do not even open until eight or nine o'clock - but many remain open until the early morning hours. Shopping varies from traditional articles found around the Plaza Mayor to large stores and open-air markets such as the Rastro flea market.





## GENERAL INFORMATION

### Website

[www.secec.org](http://www.secec.org)

### Technical secretariat (information, registrations, exhibits)

#### Torres Pardo

Nàpols 187, 2º · 08013 Barcelona – Spain

T. 34 93 246 35 66 · F. 34 93 231 79 72

- Information: [info2009@secec.org](mailto:info2009@secec.org)
- Exhibits: Ms Meritxell Velázquez - [exhibits2009@secec.org](mailto:exhibits2009@secec.org)
- Registration: Miss Susana Mora - [registration2009@secec.org](mailto:registration2009@secec.org)

### Travel agency (hotel reservations and optional tours)

Viajes El Corte Inglés · Departamento de Congresos Nacionales

Princesa 47, 4ª Planta · 28008 Madrid · Spain

Tel. +34 91 204 26 41 · Fax +34 91 547 88 87

[secretariaturística@viajeseci.es](mailto:secretariaturística@viajeseci.es)

### Important dates

#### Deadline for Pre-Registration:

August 31st, 2009

### Attendance

The Congress usually attracts between 1.200 and 1.500 people from all over Europe.

### Language

The official language of the SECEC-ESSSE congress is English.

No simultaneous translation will be provided.

### Venue

Palacio de Congresos de La Castellana

Paseo de La Castellana 99 · 28046 Madrid

[www.pcm.tourspain.es](http://www.pcm.tourspain.es)



### Registration desk

Participants can pick up their personal Congress material at the registration desk, which will be open as follows:

Wednesday 16 September: 13.00 - 20.00

Thursday 17 September: 07.15 - 17.45

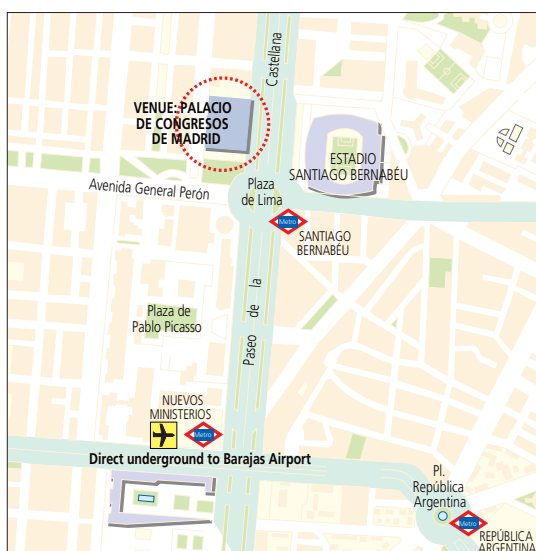
Friday 18 September: 07.15 - 17.45

Saturday 19 September: 07.15 - 17.45

The Congress Secretariat will be available to assist you during the Congress. Please do not hesitate to contact this office for help or advice.

### Name badges

Participants and accompanying persons are obliged to wear the official Congress name badges on all Congress occasions.



### How to get there?

Metro: Santiago Bernabéu (Line 10)

Buses: 5, 27, 40, 43, 120, 147, 149, 150.

Cercanías (Commuter Trains): RENFE, Nuevos Ministerios Station.

Parking: Entrance at the corner of P. de Castellana with the street General Perón



## GENERAL INFORMATION

### Exhibition

The commercial exhibition highlighting medical devices, pharmaceutical products and books will take place in the main lobbies of the Congress Palace. Access to the exhibition is free for registered participants. The exhibition will be open on 16 - 19 September 2009 during the congress hours.

### Lunch and refreshments

Lunches are not included in the participants' registration fee. Coffee, tea and other refreshments will be available in the exhibition area during the breaks.

### Official carrier



Iberia offers to the participants of "SECEC-ESSSE 2009" the following discounts on return flights with Madrid as final destination:

- Domestic, European and Intercontinental flights:
- 30% discount on full Business Class fares
  - 35 % discount on full Economy Class fares

These conditions refer exclusively to confirmed IBERIA flights (no codeshare flights IB-7000 and 5000), travelling from 2 days before to 2 days after the Event for Domestic and European flights, and from 7 days before to 7 days after for Intercontinental flights. These tickets can be issued either by IBERIA Ticket offices and Official Travel VIAJES EL CORTE INGLES. In order to enjoy the offering discounts, passengers must to prove their assistance to the congress.

For details please contact the Congress' official travel agency, Viajes el Corte Inglés at [secretariaturistica@viajeseci.es](mailto:secretariaturistica@viajeseci.es)

### Certificate of attendance

Participants will receive a certificate of attendance at the Congress on return of the evaluation form.

### Liability

By registering for the Congress and/or by participating in the exhibition joined to the Congress, participants and exhibitors agree that SECEC ESSSE, the Organising Committee or the Congress Secretariat do not assume any responsibility for damage or injuries to persons or property during the Congress. Participants and exhibitors are advised to organise their own health, travel and personal insurances.

### Tourist Information

Municipal Office of Tourist Information, Plaza Mayor, 3  
Tel: 00 34 91 366 54 77 - Fax: 00 34 91 588 16 36

### Letter of invitation

Upon request, the Chairman of the Local Organising Committee will be pleased to send a personal letter of invitation so as to enable participants to obtain supporting funds or visas for attending the Congress. These invitation letters cannot be considered as an offer of financial support by the organisers.

### Visas and passports

Please contact your local Spanish embassy or consulate to enquire about the necessity of a visa application.



## REGISTRATION FEES

### REGISTRATION FEES

	Before June 15th	After June 15th
<b>Members</b>	410 €	490 €
<b>Non members</b>	520 €	600 €
<b>Residents</b>	270 €	300 €

The participant's registration includes documentation, certificate of attendance, coffee breaks, luncheons, access to the industrial exhibition, opening ceremony and welcome cocktail. **16% VAT INCLUDED**

### SOCIAL PROGRAM

#### Welcome Cocktail

Wednesday September 16th - 19.30 h. Real Madrid Stadium (this reception will be depending on Champion's League calendar). The welcome cocktail is included in the participant's registration fee. For accompanying persons:

	Before June 15th included	After June 15th included
<b>Participants</b>		
<b>Accompanying persons</b>	50 €	60 €

#### Gala Dinner

Friday September 18th - 20.30 h. For delegates and accompanying persons:

<b>Participants and partners</b>	80 €	90 €
----------------------------------	------	------

#### Tours and excursions

(Min. 20 persons - For all tours and excursions: depart from Congress Hall at 9.00 pm)

#### Thursday September 17th

##### Literary Madrid

Half day tour (4 hours)  
(incl. bus and guide)

50 €	50 €
------	------

##### Toledo

Full day excursion (8 hours)  
(incl. bus, guide, lunch, entrances)

100 €	100 €
-------	-------

#### Friday September 18th

##### Legendary Madrid

Half day tour (4 hours)  
(incl. bus and guide)

50 €	50 €
------	------

##### Segovia

Full day excursion (8 hours)

100 €	100 €
-------	-------

### PAYMENT

1. By cheque to: SECEC 2009

2. Bank transfer. / Beneficiary: SECEC 2009

Caixa Penedès. Account number: IBAN ES30 2081 0386 40 3300005703 · CTA 2081 0386 40 3300005703 · BIC: CECAESMM081

3. Credit card

### INFORMATION

#### Technical Secretariat

Torres Pardo  
Nápoles, 187 - 2ª - 08013 Barcelona – Spain  
T. 34 93 246 35 66 - F. 34 93 231 79 72  
Information: [info2009@secec.org](mailto:info2009@secec.org)  
Registration: Miss Susana Mora  
[registration2009@secec.org](mailto:registration2009@secec.org)

### CANCELLATION POLICY

- Cancellation notice must be forwarded to Torres Pardo via fax or e-mail.
- For refund purposes the following deadlines will be applied:

#### Before August 31, 2009

participants will receive 50% refund

#### After August 31, 2009

no refund


**ONLY ONLINE REGISTRATIONS WILL BE ACCEPTED [WWW.SECEC.ORG](http://WWW.SECEC.ORG)**











## PROGRAM AT A GLANCE

### Wednesday, September 16, 2009

13.00 - 20.00	REGISTRATION		
	AUDITORIUM		
18.00 - 19.00	OPENING CEREMONY		
19.30 - 21.00	Welcome Reception - Welcome Cocktail - Real Madrid Stadium		

### Thursday, September 17, 2009

	AUDITORIUM	UNESCO ROOM	GOYA ROOM	ROOM 2
07.30 - 08.45		ICL 1 <b>Posterior shoulder instability</b> T. Ambacher	ICL 2 <b>The stiff elbow</b> D. Stanley	ICL 3 <b>Management of bone defects in shoulder arthroplasty</b> G. Walch
09.00 - 10.30	SYMPOSIUM I <b>The athlete's elbow</b> P. Mansat			
10.30 - 11.00	COFFEE BREAK			
11.00 - 12.00	SCIENTIFIC SESSION I <b>Shoulder fractures</b> Chairmen: R. Hertel, <i>Switzerland</i> J. María Mora, <i>Spain</i>			
12.00 - 12.30	SECEC Presidential guest lecture K. Yamaguchi			
LUNCH TIME - INDUSTRY WORKSHOPS				
12.30 - 14.00	 <b>Private Room</b>	 <b>Room 9bis</b>	 <b>Room 7</b>	   <b>Room 2</b> <b>Room 8</b> <b>Goya Room</b>
14.00 - 15.30	SCIENTIFIC SESSION II <b>Rotator cuff - Instability</b> Chairmen: C. Gerber, <i>Switzerland</i> L. Peidro, <i>Spain</i>	SCIENTIFIC SESSION III <b>Basic science</b> Chairmen: A. Carr, <i>United Kingdom</i> F. Marco, <i>Spain</i>		
15.30 - 16.00	COFFEE BREAK			
16.00 - 17.30	SCIENTIFIC SESSION IV <b>Rotator cuff</b> Chairmen: J. Kiss, <i>Hungary</i> J. Fernandez, <i>Spain</i>	SCIENTIFIC SESSION V <b>Acromioclavicular Joint / Miscellaneous</b> Chairmen: M. Rickert, <i>Germany</i> F. Martinez, <i>Spain</i>		
17.30	ADJOURN FREE EVENING			



## PROGRAM AT A GLANCE

### Friday, September 18, 2009

	AUDITORIUM	UNESCO ROOM	GOYA ROOM	ROOM 2
07.30 - 08.45		ICL 4 <b>Decision making in masive non repairable rotator cuff tears</b> L. Lafosse	ICL 5 <b>Elbow prosthesis: From design to function</b> A. Schneeberger	ICL 6 <b>Fractures of the clavicle</b>  J. Nowak
09.00 - 10.30	SYMPOSIUM II <b>Biologics in rotator cuff tendon repair</b>  F. Gohlke			
10.30 - 11.00	COFFEE BREAK			
11.00 - 12.00	SCIENTIFIC SESSION VI <b>Shoulder arthroplasty</b> Chairmen: P. Boileau, <i>France</i> J. Armengol, <i>Spain</i>			
12.00 - 12.30	<b>Madrid 2009 Presidential guest lecture</b> B.F. Morrey			
12.30 - 14.00	LUNCH TIME - INDUSTRY WORKSHOPS			
	 <b>Room 9 bis</b>	 <b>Room 2</b>	 <b>Private Room</b>	 <b>Goya Room</b>
	 <b>Room 7</b>			
14.00 - 15.30	SCIENTIFIC SESSION VIII <b>Rotator cuff</b>  Chairmen: A. Wallace, <i>United Kingdom</i> A. Cartucho, <i>Portugal</i>	SCIENTIFIC SESSION VII <b>Elbow</b>  Chairmen: H. V. Johanssen, <i>Denmark</i> R. Barco, <i>Spain</i>		
15.30 - 16.00	COFFEE BREAK			
16.00 - 17.00	SCIENTIFIC SESSION X <b>Shoulder arthroplasty</b>  Chairmen: S. Copeland, <i>United Kingdom</i> C. Guerra, <i>Spain</i>	SCIENTIFIC SESSION IX <b>Elbow</b>  Chairmen: J. Sanchez Sotelo, <i>Spain</i> J. Monteiro, <i>Portugal</i>		
17.00	SECEC-ESSE General Assembly			
20.30	GALA DINNER			



## PROGRAM AT A GLANCE

### Saturday, September 19, 2009

	AUDITORIUM	UNESCO ROOM	GOYA ROOM	ROOM 2
07.30 - 08.45		ICL 7 <b>Shoulder instability in the elderly patient</b> S. Gumina	ICL 8 <b>How to write a scientific paper</b> R. Norlin	ICL 9 <b>Physical exam in tricky conditions of the shoulder</b> J. Bruguera
09.00 - 10.30	SCIENTIFIC SESSION XI <b>Shoulder instability</b> Chairmen: G. Porcellini, <i>Italy</i> S. Drew, <i>United Kingdom</i>	EUSSER - SPECIALTY DAY European Society for Shoulder and Elbow Rehabilitation <b>SESSION I</b> <b>Rotator cuff</b>		
10.30 - 11.00	COFFEE BREAK			
11.00 - 12.30	AWARD SESSION <b>Invited Guest Lecture</b> E.L. Flatow <b>Best paper and poster prizes</b> <b>Fellow travelling reports</b>	EUSSER - SPECIALTY DAY European Society for Shoulder and Elbow Rehabilitation <b>SESSION II</b> <b>Rotator cuff</b>		
12.30 - 13.30	LUNCH			
13.30 - 14.30	SCIENTIFIC SESSION XII <b>Tips and tricks in arthroscopic surgery</b> Chairmen: A. Castagna, <i>Italy</i> A. Calvo, <i>Spain</i>	EUSSER - SPECIALTY DAY European Society for Shoulder and Elbow Rehabilitation <b>SESSION III</b> <b>The elbow</b>		
14.30 - 15.00	COFFEE BREAK			
15.00 - 16.00	SCIENTIFIC SESSION XIII <b>New techniques in shoulder and elbow surgery</b> Chairmen: J. Willems, <i>Netherlands</i> C.Torrens, <i>Spain</i>	EUSSER SPECIALTY DAY European Society for Shoulder and Elbow Rehabilitation  <b>SESSION IV</b> <b>The sporting shoulder</b>		
16.00	CLOSING REMARKS			
17.00	ADJOURN			
17.30				



## THURSDAY, SEPTEMBER 17

### INSTRUCTIONAL COURSE 1

Thursday, September 17, 2009

**Unesco Room** - 07.30 - 08.45 h

#### Posterior shoulder instability

Chairman: T. Ambacher, Pforzheim, Germany

Classification, diagnosis, indications for conservative treatment in posterior shoulder instability

M. Scheibel, Berlin, Germany

Arthroscopic posterior shoulder stabilization: Indication, technique, results, pitfalls and complications

G. Porcellini, Cattolica, Italy

Treatment of bony defects of humeral head and glenoid in posterior shoulder instability

C. Gerber, Zürich, Switzerland

### INSTRUCTIONAL COURSE 2

Thursday, September 17, 2009

**Goya Room** - 07.30 - 08.45 h

#### Stiff Elbow

Chairman: D. Stanley, Sheffield, UK

The aetiology and types of elbow stiffness

F. Van Glabbeek, Antwerp, Belgium

Open procedures

D. Stanley, Sheffield, UK

Arthroscopic procedures

S. Olsen, Herlev, Denmark

Cases and discussion

### INSTRUCTIONAL COURSE 3

Thursday, September 17, 2009

**Room 2** - 07.30 - 08.45 h

#### Management of bone defects in shoulder arthroplasty

Chairman: G. Walch, Lyon, France

Introduction

G. Walch, Lyon, France

Management of bone defects of the humerus in primary and revision shoulder arthroplasty

F. Gohlke, Würzburg, Germany

Management of bone defects of the glenoid in primary shoulder arthroplasty (coronal & axial plane)

B. Méléis, Sassari, Italy

Management of bone defects of the glenoid in revision shoulder arthroplasty

L. Neyton, Lyon, France

Cases presentation and discussion

Conclusion

### SYMPOSIUM I

Thursday, September 17, 2009

**Auditorium** - 09.00 - 10.30 h

#### The athlete's elbow

P. Mansat (France)

### LECTURE

#### SECEC Presidential guest lecture

Thursday, September 17, 2009

**Auditorium** - 12.15 - 12.30 h

K. Yamaguchi (USA)



THURSDAY

FRIDAY

SATURDAY



## THURSDAY, SEPTEMBER 17

### SCIENTIFIC SESSION I - Shoulder fractures

Thursday, September 17, 2009

**Auditorium** – 11.00 – 12.00

Chairmen: *R. Hertel, Switzerland*  
*J.M. Mora, Spain*

#### FP01 11:00

Functional and quality of life outcome of proximal humeral fractures conservatively treated

*C. Torrens, G. Vila, M. Corrales, F. Santana, E. Caceres*  
*Barcelona - Spain*

#### FP02 11:08

Electrophysiological assessment after minimally invasive fracture treatment of the proximal humerus using a minimal anterolateral acromial approach

*G. Röderer, P. Hansen, A. Sperfeld, L. Kinzl, F. Gebhard, J. Kassubek*  
*Ulm - Germany*

#### FP03 11:16

Fracture pattern and initial displacement predict outcome in proximal humeral fractures

*AM. Foruria, L. Munuera, M. Marti, J. Sanchez-Sotelo*  
*Rochester, Minnesota - United States, Madrid - Spain*

#### FP04 11:24

Do proximal humeral classification systems work?

*A. Majed, K. Zyto, R. Hertel, H. Resch, P. Reilly, R. Emery*  
*London - United Kingdom, Stockholm - Sweden, Berne - Switzerland, Salzburg - Austria*

#### FP05 11:32

Postero-anterior distal locking of the intramedullary nail of the humerus. Anatomical and surgical bases

*JR. Ballesteros Betancourt, M. Llusà, A. Mendez Gil, M. Rios Martin, A. Carreño Delgado, P. Forcada Calvet*  
*Barcelona, Lleida - Spain*

#### FP06 11:40

Arthroscopic suture anchor fixation technique of comminuted displaced greater tuberosity fracture

*JH. Ji*  
*Daejeon - Republic of Korea*

#### FP07 11:48

Microdensitometry of humeral head

*S. Abrassart*  
*Genève - Switzerland*

### SCIENTIFIC SESSION II - Instability

Thursday, September 17, 2009

**Auditorium** – 14.00 – 15.30

Chairmen: *C. Gerber, Switzerland*  
*L. Peidro, Spain*

#### FP08 14:00

Systematic review of patients' administered shoulder functional score on instability

*D. Rouleau, K. Faber, J. Mac Dermid*  
*Montréal, London - Canada*

#### FP09 14:08

Anterior glenoid rim erosion measured by X-Ray exam using a simple way to perform the Bernageau profile view

*J. Murachovsky, R. Ikemoto, LG. Nascimento, R. Bueno, LH. Almeida, E. Strose*  
*São Paulo, Santo Andre - Brazil*

#### FP10 14:16

The measurement of the glenoid bony defect in shoulder instability with 3D CT and MRI-A: a comparative study

*C. Jaspars, J. Markenstein, S. Rijkenberg, J. Willems*  
*Amsterdam - Netherlands*

#### FP11 14:24

Success of Home Exercise Therapy after Arthroscopic Anterior Capsulolabral Reconstruction

*N. Canbulat, S. Meral Eren, M. Demirhan, A. Ucak, O. Cerezci, N. Berker*  
*Istanbul, Turkey*

#### FP12 14:32

Do Bankart lesions heal better with immobilization in external rotation? A randomized controlled study

*S. Liavaag, MG. Stiris, E. Stokke Lindland, M. Enger, S. Svenningsen, JI. Brox*  
*Arendal, Oslo - Norway*

#### FP13 14:40

Geometry of the posterosuperior impaction fracture in the humeral head in anterior glenohumeral instability: does the size really matters?

*M. Pinedo, P. Boileau*  
*Santiago de Chile - Chile, Nice - France*

THURSDAY

FRIDAY

SATURDAY



## THURSDAY, SEPTEMBER 17

### FP14 14:48

Influence of Hill Sachs lesion volume on arthroscopically stabilized unstable shoulder

S. Sanghavi, P. Gaudin, P. Hardy

Boulogne - France

### FP15 14:56

Arthroscopic 'Hill-Sachs Remplissage': does the capsule and infraspinatus tendon heal in the humeral bone defect?

P Vargas, M Pinedo, J Old, M Zumstein, P Boileau

Nice - France, Santiago de Chile - Chile, Winnipeg - Canada

### FP16 15:04

Clinical and radiographic evaluation of inferior glenohumeral ligament laxity following arthroscopic Bankart repair

S Sanghavi, P Hardy, A Meyer

Boulogne - France

### FP17 15:12

Effect of arthroscopic techniques on joint volume in shoulder instability: stabilization versus capsular shift

P Lubiawski, P Ogradowicz, J Dlugosz,

M Breborowicz, R Splawski, L Romanowski

Poznan - Poland

### FP18 15:20

HAGL lesions and IGH tears after primary traumatic shoulder dislocation evaluated with MRI and MRarthrography

S. Liavaag, MG. Stiris, M. Enger, S. Svenningsen, Jl. Brox

Arendal, Oslo - Norway

### SCIENTIFIC SESSION III - Basic science

Thursday, September 17, 2009

Unesco Room - 14.00 - 15.30

Chairmen: A. Carr, United Kingdom

F. Marco, Spain

### FP19 14:00

Biomechanical evaluation of the contact pressure, force and area at the tendon-bone interface of arthroscopic rotator cuff repairs over time

A. Mazzocca, S. Burkhart, RF. Warren, K. Stephens,

O. Solovyova, E. Obopilwe, A. Romeo, R. Arciero

Farmington, San Antonio, New York, Chicago - United States

### FP20 14:08

Biomechanical comparison of four „double- row“ suture techniques- contribution of the medial row

S Pauly, B Kieser, C Gerhardt, M Scheibel

Berlin - Germany

### FP21 14:16

Arthroscopic transosseous technique versus double row technique for rotator cuff repair - in vitro and in vivo study in sheep

H. Klobucar, D. Trsek, D. Maticic, D. Vnuk, D. Jezek, N. Cicak

Krapinske Toplice, Zagreb - Croatia

### FP22 14:24

Stem-cell based therapy of fatty degenerated rotator cuff

O. Rolf, J. Stehle, M. Weber, D. Haddad, U. Nöth, F. Gohlke

Würzburg - Germany

### FP23 14:32

Role of metalloproteinases in degenerative RC tears: a molecular and immunohistochemical study

E. Cesari, M. Conti, R. Garofalo, A. Gigante,

M. Borroni, A. Castagna

Milano, Ancona - Italy

### FP24 14:40

SECEC Research Grant 2008: A new technique of biologic augmentation in repair of chronic rotator cuff tears using autologous platelet rich fibrin (PRF):

Vascularization response in a prospective randomized trial

MA. Zumstein, V. Lesbats, C. Trojani, P. Boileau

Nice - France

### FP25 14:48

How safe is controlled hypotension in the beach chair position? A real-time eeg study of cerebral perfusion during shoulder arthroscopy

R. Gobezie, T. Mounts, S. Yousef, J. Chen, T. Syed,

A. Haas

Cleveland - United States

### FP26 14:56

Biomechanical evaluation of the LHB pressure on the humeral head with and without SLAP lesion in regard to glenohumeral chondral lesion

T. Patzer, P. Habermeyer, C. Hurschler, E. Bobrowitsch,

S. Fuchs-Winkelmann, MD. Schofer Marburg, Heidelberg,

Hannover - Germany

### FP27 15:04

The supraspinatus muscle in retracted rotator cuff tears responds normally to passive mechanical testing: a pilot study

F. Einarsson, E. Runesson, J. Karlsson, J. Friden

Gothenburg - Sweden

THURSDAY

FRIDAY

SATURDAY





## THURSDAY, SEPTEMBER 17

THURSDAY

### FP28 15:12

Behavior of chronically retracted tendon after single stage or staged repair following continuous musculotendinous traction: An experimental study  
M. Farshad, C. Gerber, J. Snedeker, DC. Meyer, T. Frauenfelder  
*Zurich – Switzerland*

### FP29 15:20

Tensile strength of superior labral repairs using a polymeric knotless suture anchor  
S. Alexander, D. Southgate, A. Hill, A. Bull, A. Wallace  
*London - United Kingdom*

### SCIENTIFIC SESSION IV - Rotator cuff

Thursday, September 17, 2009

**Auditorium** – 16.00 – 17.30

Chairmen: J. Kiss, Hungary  
J. Fernandez, Spain

### FP30 16:00

Comparison of tendon repair and physiotherapy in the treatment of small and medium-sized tears of the rotator cuff; a randomised study of 103 patients with one year follow-up  
S. Moosmayer, G. Lund, U. Seljom, K. Nerhus, N. Kise, HJ. Smith  
*Baerum, Oslo – Norway*

### FP31 16:08

Rotator cuff tears and tendon delamination: performing anatomic repairs and solving fixation issues  
S. Meier  
*Corona del Mar - United States*

### FP32 16:16

Functional results and rotator cuff strength after reconstruction of large and massive rotator cuff tears – a MRI controlled study  
G. Salzmann, C. Bartl, P. Kouloumentas, A. Imhoff  
*Freiburg, Ulm, Munich – Germany*

### FP33 16:24

Radial extracorporeal shockwave therapy compared with supervised exercises in patients with subacromial pain: K. Engebretsen, M. Grotle, E. Bautz-Holter, L. Sandvik, NG. Juel, OM. Ekeberg, JI. Brox  
*Oslo - Norway*

### FP34 16:32

Fitness to drive after arthroscopic rotator cuff surgery: Quantitative assessment  
S. Banerjee, A. Bull, A. Wallace  
*London - United Kingdom*

### FP35 16:40

Are there advantages of the combined Latissimus dorsi transfer according to L'Episcopo compared to the isolated Latissimus dorsi transfer according to Herzberg after a long term follow-up  
S. Lichtenberg, P. Magosch, H. Frikech, J. Kircher, P. Habermeyer  
*Heidelberg – Germany*

### FP36 16:48

Subscapularis muscle function following arthroscopic reconstruction of isolated subscapularis tendon tears  
C. Bartl, G. Salzmann, G. Seppel, S. Eichhorn, A. Imhoff  
*Ulm, Freiburg, Munich – Germany*

### FP37 16:56

Treatment of biceps pathologies in rotator cuff tears: Prospective cohort study of tenotomy versus suture tenodesis  
JC. Yoo, KH. Koh, KH. Koo, YS. Park  
*Seoul - Korea, Republic of*

### FP38 17:04

Arthroscopic soft-tissue tenodesis versus anchor tenodesis of the long head of the biceps tendon - a clinical and radiographic comparison  
M. Scheibel, M. Bartsch, R. Schroeder, H. Lexy, C. Gerhardt  
*Berlin – Germany*

### FP39 17:12

The natural history of idiopathic frozen shoulder  
H. Vastamäki, M. Vastamäki  
*Turku, Kaarina – Finland*

### FP40 17:20

Idiopathic Frozen Shoulder. Two types of capsular involvement? Correlation between arthroscopic findings and the success of manipulation  
J. Bruquera  
*Pamplona - Spain*

FRIDAY

SATURDAY



## THURSDAY, SEPTEMBER 17

### SCIENTIFIC SESSION V

#### Acromioclavicular Joint/Miscellaneous

Thursday, September 17, 2009

Unesco Room – 16.00 – 17.30

Chairmen: M. Rickert, Germany

F. Martínez, Spain

#### FP41 16:00

Consistency of long-term outcome of acute Rockwood Grade III acromioclavicular joint separations following K-Wire transfixation  
BA. Leidel, V. Braunstein, C. Kirchhoff, S. Pilotto, W. Mutschler, P. Biberthaler  
Muenchen – Germany

#### FP42 16:08

Diagnostic values of the acromio-clavicular (AC) resisted extension test for isolated chronic acromio-clavicular (AC) lesions  
M. Laporte, P. Desmoineaux, P. Boisrenoult, N. Pujol, P. Beaufils  
Bordeaux, Le Chesnay – France

#### FP43 16:16

The relationship between chronic type III acromioclavicular joint dislocation and cervical spine symptoms  
S. Gumina, S. Carbone, A. Rita, V. Arceri, F. Postacchini  
Rome – Italy

#### FP44 16:24

Short and long-term efficacy of cortisone steroid injection in the acromioclavicular joint  
T. Goehre, S. Bell, R. van Riet  
Melbourne - Australia, Antwerp – Belgium

#### FP45 16:32

Dynamic radiological evaluation of horizontal instability in acute acromioclavicular joint dislocations  
M. Tauber, H. Koller, H. Resch  
Salzburg – Austria

#### FP46 16:40

Shoulder function after correction of Sprengel deformity with Woodward procedure (long-term follow up)  
WJ. Willems, TDW. Alta, FE. Walstra, JW. van Der Eijken, SJ. Ham,  
Amsterdam – Netherlands

#### FP47 16:48

Effect of clavicular shortening on scapular kinematics A cadaveric study  
N. Matsumura, N. Nakamichi, T. Nakamura, T. Nagura, Y. Toyama, H. Ikegami  
Tokyo – Japan

#### FP48 16:56

A novel method for measuring in vivo scapula kinematics by combined 3D VICON™-motion-capture and synchronized EMG  
K. Beitzel, S. Buchmann, D. Hahn, M. Amereller, P. Brucker, A. Imhoff  
Munich – Germany

#### FP49 17:04

Inverse shoulder arthroplasty leads to significant biomechanical changes in the remaining rotator cuff  
S. Herrmann, C. Koenig, M. Heller, C. Perka, S. Greiner  
Berlin – Germany

#### FP50 17:12

Change in patient self-evaluation of pain, function and satisfaction before and after clinical visit  
C. Torrens, R. Torres, E. Caceres  
Barcelona – Spain

#### FP51 17:20

The posterior bone block procedure in posterior shoulder instability. A prospective long term follow-up study  
D. Meuffels, H. Schuit, M. Reijman, J. Verhaar  
Rotterdam - Netherlands

THURSDAY

FRIDAY

SATURDAY



## FRIDAY, SEPTEMBER 18

THURSDAY

FRIDAY

SATURDAY

### INSTRUCTIONAL COURSE 4

Friday, September 18, 2009

Unesco Room - 07.30 - 08.45 h

#### Decision making in massive non reparable rotator cuff tears

Chairman: L. Lafosse, Annecy, France

What can we expect by an arthroscopic partial repair of an irreparable cuff tear?

How & when to do it?

S. Lichtenberg, Heidelberg, Germany

Latissimus dorsi transfert for posterior cuff tear: When, how and expectations

B. Jost, Zurich, Switzerland

Arthroscopic latissimus dorsi transfert:

How and why?

L. Lafosse, Annecy, France

When to do a reverse arthroplasty for an irreparable cuff tear

L. Seebauer, Munich, Germany

### INSTRUCTIONAL COURSE 6

Friday, September 18, 2009

Room 2 - 07.30 - 08.45 h

#### Clavicular Fractures, malunions, nonunions, Update 2009

Chairman: J. Nowak, Uppsala, Sweden

Introduction

Descriptive and functional anatomy

J. Nowak, Uppsala, Sweden

Epidemiology. classification. Natural course

A. Nordqvist, Malmo, Sweden

The assessment and treatment of fractures and nonunions

M. Robinson, Edinburgh, UK

Malunion and things you did not know

J. Nowak, Uppsala, Sweden

Questions and discussion

All

### INSTRUCTIONAL COURSE 5

Friday, September 18, 2009

Goya Room - 07.30 - 08.45 h

#### Elbow prosthesis: From design to function

Chairman: A., Zurich, Switzerland

Total elbow replacement for the treatment of rheumatoid arthritis: Various designs and their outcome

A. Carr, Headington, UK

Total elbow replacement for the treatment of posttraumatic arthritis: Limitations and outcome

A. Schneeberger, Zurich, Switzerland

Total elbow replacement for the treatment of acute fractures of the distal humerus: Indications, implant options and results

S. Kaminen, Northwood, UK

Treatment of complications of total elbow replacement: Technical aspects and outcome

P. Mansat, Toulouse, France

### SYMPOSIUM II

Friday, September 18, 2009

Auditorium - 09.00 - 10.30 h

#### Biologics in rotator cuff tendon repair

F. Gohlke (Germany)

### LECTURE

Madrid 2009

Presidential guest lecture

Friday, September 18, 2009

Auditorium - 12.15 - 12.30 h

B. F. Morrey (USA)



### SECEC - ESSE

General Assembly

Friday, September 18, 2009

Auditorium - 17.00 h





## FRIDAY, SEPTEMBER 18

### SCIENTIFIC SESSION VI - Shoulder arthroplasty

Friday, September 18, 2009

**Auditorium** – 11.00 – 12.00

**Chairmen:** *P. Boileau, France*  
*J. Armengol, Spain*

#### FP52 11:00

Kinematic and clinical evaluation of shoulder function after a reverse shoulder prosthesis  
TDW Alta, J. Slaman, TWJ. Janssen, HEJ. Veeger, BJ. Burger, WJ. Willems  
*Amsterdam, Alkmaar – Netherlands*

#### FP53 11:08

Effects of glenoid morphology on surgical technique and clinical outcomes in reverse shoulder arthroplasty  
S. Klein, P. Dunning, D. Pupello, M. Frankle  
*Tampa - United States*

#### FP54 11:16

Revision surgery of reverse shoulder arthroplasty  
B. Melis, D. Duperron, G. Moineau, P. Boileau  
*Nice – France*

#### FP55 11:24

Anatomic total shoulder arthroplasty: consequences of humeral head malposition  
A. Farron, A. Terrier  
*Lausanne – Switzerland*

#### FP56 11:32

Midterm results after humeral head resurfacing with EPOCA RH  
M. Jaeger, D. Maier, K. Izadpanah, L. Bornebusch, NP. Südkamp  
*Freiburg – Germany*

#### FP57 11:40

The Swedish Shoulder Arthroplasty Register, 5 year follow up by WOOS shows better result from Total Shoulder replacement  
B. Salomonsson, H. Rahme, A. Nordquist  
*Stockholm, Uppsala, Malmo – Sweden*

#### FP58 11:48

Relationship between Glenoid Implant positioning during Total Shoulder Arthroplasty, and both glenoid failure and clinical outcome, calculated using a new CT-scan method  
T. Grégory, A. Sankey, R. Emery, A. Amis, B. Augereau, U. Hansen  
*Paris - France, London - United Kingdom*

### SCIENTIFIC SESSION VII – Elbow

Friday, September 18, 2009

**Unesco Room** – 14.00 – 15.30

**Chairmen:** *H. V. Johanssen, Denmark*  
*R. Barco, Spain*

#### FP59 14:00

Linked semiconstrained total elbow arthroplasty in rheumatoid arthritis: a 2 to 25 year follow-up study of 461 consecutive cases  
J. Sánchez-Sotelo, BF. Morrey  
*Rochester, Minnesota - United States*

#### FP60 14:08

Long-term survival of GSB III elbow prostheses  
B. Simmen, M. Breu, F. Angst, D. Herren, S. Drerup, J. Goldhahn  
*Zurich - Switzerland*

#### FP61 14:16

A clinical comparison of two different double plating methods for intraarticular distal humerus fractures  
SJ. Shin, KY. Chang, HS. Sohn  
*Seoul - Korea, Republic of*

#### FP62 14:24

Hemiarthroplasty for fractures of the distal humerus  
L. Adolfsson  
*Linköping - Sweden*

#### FP63 14:32

Revision of total elbow arthroplasty by exchange cementation  
BF. Morrey, A. Malone, R. Adams, J. Sánchez-Sotelo  
*Rochester, Minnesota - United States*

#### FP64 14:40

Long-term outcome of elbow resection for the salvage of the infected total elbow arthroplasty  
J. Sánchez-Sotelo, PC. Zarkadas, B. Cass, T. Throckmorton, BF. Morrey  
*Rochester, Minnesota - United States*  
*Vancouver - Canada, Adelaide - Australia, Memphis - United States, Rochester Mn - United States*

#### FP65 14:48

Therapy strategies for periprosthetic infections after primary elbow arthroplasty  
C. Spormann, Y. Achermann, BR. Simmen, M. Vogt, J. Goldhahn, C. Kolling  
*Zurich, Zug – Switzerland*

THURSDAY

FRIDAY

SATURDAY



## FRIDAY, SEPTEMBER 18

THURSDAY

FRIDAY

SATURDAY

### FP66 14:56

Early results of a lateral resurfacing elbow (LRE) arthroplasty in arthritis

J. Pooley, A. Greco, J. Pooley, C. Tsiouri  
Newcastle - United kingdom,  
Rome - Italy, Newcastle Upon Tyne - United kingdom

### FP67 15:04

Outcome of open arthrolysis for extrinsic post-traumatic elbow stiffness

PJ. Delgado, J. de Felipe, A. Fuentes, L. Sanz  
Majadahonda, Madrid - Spain

### FP68 15:12

Resection arthroplasty for radial head fractures Mason II-IV. Long term follow-up

J. Calmet Garcia, P. Iftimie, JE. González Pedrouzo,  
IDL Garcia Forcada, J. Giné Gomà  
Tarragona - SPain

### FP69 15:20

The surgical management of Mayo Ull periprosthetic elbow fractures

AM. Foruria, L. Oh, J. Sánchez-Sotelo, BF. Morrey  
Rochester, Minnesota - United States

### SCIENTIFIC SESSION VIII – Rotator cuff

Friday, September 18, 2009

Auditorium – 14.00 – 15.30

Chairmen: A. Wallace, United Kingdom  
A. Cartucho, Portugal

### FP70 14:00

The incidence of subscapularis tendon tears in rotator cuff tears and these sensitive diagnostic sign “reverse comma sign” in MRI

T. Kobayashi  
Ishikawa – Japan

### FP71 14:08

Musculo-tendinous rupture of the infraspinatus. Natural history, diagnosis and treatment

G. Walch, L. Neyton, J. Lunn, L. Nové-Josserand,  
JP. Liotard, B. Mélis  
Lyon – France

### FP72 14:16

Prospective longitudinal analysis of atrophy and fatty degeneration after arthroscopic rotator cuff repair

M. Kusma, T. Grub, M. Dienst, D. Kohn, O. Steimer  
Homburg/Saar – Germany

### FP73 14:24

The teres minor muscle in rotator cuff tendons tears

B. Melis, M. Defranco, A. Ladermann, J. Kidder, G. Walch  
Lyon - France, Boston - United States,  
Geneva - Switzerland

### FP74 14:32

The clinical outcome and structural integrity of arthroscopic rotator cuff repair with the use of the double-row transosseous equivalent technique

B. Toussaint, R. Gobezie, E. Schnaser, J. Bosley, Y. Shishani  
Annecy - France, Cleveland - United States

### FP75 14:40

Integrity of the repaired rotator cuff: a Roentgen stereophotogrammetric analysis with ultrasound comparison

T. Baring, P. Cashman, P. Reilly, A. Amis, R. Emery  
London - United Kingdom

### FP76 14:48

Arthroscopic double-row rotator cuff repair: Is the technique a predictive factor of better clinical and anatomical results?

MA. Zumstein, B. Bugnas, N. Brassart, P. Boileau  
Nice – France

### FP77 14:56

Role of EMG studies to determine suprascapular nerve palsy in large rotator cuff tears:

Prospective study of 51 cases

P. Collin, L. Favard, O. Courage, M. Colmar,  
D. Huguet, E. Boukobza  
Saint Grégoire, Tours, Nantes, Saint Malo - France

### FP78 15:04

Osteolytic lesion of greater tuberosity in calcific tendinitis of the shoulder

G. Porcellini, F. Campi, F. Pegreff, P. Paladini  
Cattolica – Italy

### FP79 15:12

Asymptomatic rotator cuff tears: An analysis of prevalence and tear characteristics - A sonographic and clinical screening study of 420 individuals

S. Moosmayer, HJ. Smith, R. Tariq, A. Larmo, N. Kise  
Bærum, Oslo – Norway

### FP80 15:20

Post arthroscopic pain management after rotator cuff repair: a prospective randomized study

Y. Stiglit, O. Gosselin, F. Sirveaux, O. Touchard,  
T. Caps, D. Molé  
Nancy, Metz, Aix en Provence - France



## FRIDAY, SEPTEMBER 18

### SCIENTIFIC SESSION IX – Elbow

Friday, September 18, 2009

**Unesco Room** – 16.00 – 17.00

Chairmen: *J. Sánchez Sotelo, Spain*  
*J. Monteiro, Portugal*

#### FP81 16:00

Treatment and results in triads elbow with a standard surgical protocol

*D. Cecilia López, L. Suárez Arias, M. Aroca Peinado, F. Jara Sánchez, C. Resines Erasun*  
*Madrid – Spain*

#### FP82 16:08

Positive effect of an autologous platelet concentrate in lateral epicondylitis: a double-blind randomized controlled trial: PRP versus corticosteroid injection

*T. Gosens, J. Peerbooms, J. Sluimer, J. Bruijn*  
*Tilburg, The Hague – Netherlands*

#### FP83 16:16

Surgical treatment of distal biceps tendon ruptures. A randomized prospective study comparing three different techniques

*PJ. Delgado, M. Leyes, J. de Felipe, JM. Silberberg, A. Fuentes*  
*Majadahonda, Madrid – Spain*

#### FP84 16:24

Radial head fracture arthroscopic treatment: surgical techniques

*E. Guerra*  
*Bologna – Italy*

#### FP85 16:32

Costal osteochondral graft for post-traumatic osteonecrosis of the radial head: a case Report

*S. Iwaj, K. Sato, T. Nakamura, M. Okazaki, Y. Toyama, H. Ikegami*  
*Tokyo – Japan*

#### FP86 16:40

Arthroscopic osteocapsular release for elbow osteoarthritis: early results

*G. Bayne, R. Zaidi, D. Watkinson*  
*Southampton, Portsmouth - United Kingdom*

#### FP87 16:48

Distal biceps repair through a single incision with endobutton fixation

*C. Chuinard, J. Reineck*  
*Traverse City - United States*

### SCIENTIFIC SESSION X – Shoulder Arthroplasty

Friday, September 18, 2009

**Auditorium** – 16.00 – 17.00

Chairmen: *S. Copeland, United Kingdom*  
*C. Guerra, Spain*

#### FP88 16:00

Incidence of neurologic lesions after total shoulder arthroplasty

*A. Läderrmann, P. Christofilopoulos, B. Mélis, G. Walch*  
*Geneva - Switzerland, Lyon – France*

#### FP89 16:08

Outcome of axillary nerve injuries treated with nerve grafts

*M. Okazaki, A. Al-Shawi, MA. Tonkin, CR. Gschwind*  
*Tokyo - Japan, Sydney – Australia*

#### FP90 16:16

Arthroscopic biological resurfacing of the osteoarthritic glenoid: Two to five year outcomes

*J. de Beer, D. Bhatia, K. Van Rooyen*  
*Cape Town - South Africa*

#### FP91 16:24

Polyethylene wear in anatomic and reversed shoulder prostheses

*A. Farron, A. Terrier*  
*Lausanne – Switzerland*

#### FP92 16:32

Influence of retroversion of the humeral component on the lever arm of the teres minor muscle in reverse total shoulder arthroplasty

*R. Nyffeler, D. Staudenmann, M. Bergmann*  
*Berne, Bern, Fribourg – Switzerland*

#### FP93 16:40

A multicentric and retrospective study of 45 infected total shoulders arthroplasties

*J. Kany, P. Valenti, P. Sauzière, D. Katz*  
*Toulouse, Paris, Lorient – France*

#### FP94 16:48

Does antibiotic impregnated cement reduce the risk of postoperative infection in primary reverse total shoulder arthroplasty?

*R. Gobeze, RJ. Nowinski, Y. Shishani, R. Gillepsie, B. Cohen, G. Walch*  
*Cleveland - United States, Lyon - France*

THURSDAY

FRIDAY

SATURDAY



## SATURDAY, SEPTEMBER 19

THURSDAY

FRIDAY

SATURDAY

### INSTRUCTIONAL COURSE 7

Saturday, September 19, 2009

Unesco Room - 07.30 - 08.45 h

#### Shoulder instability in the elderly patient

Chairman: S. Gumina, Rome, Italy

How I treat pure instability

G. Porcellini, Cattolica, Italy

Dimension of the problem and incidence  
of the associated lesions

M. Loew, Heidelberg, Germany

Advantages and disadvantages of arthroscopy  
and open surgery in complex lesion  
(Instability and Rotator cuff tear)

O. Levy, Reading, United Kingdom

Shoulder instability and rotator cuff tear: has treatment  
to be reserved to one or both lesions?

G. Walch, Lyon, France

### AWARD SESSION

Saturday, September 19, 2009

Auditorium - 11.00 - 12.30 h

A. Castagna - J. Willems

Best poster prize

Oral presentation of the 5 best posters

Best paper prize

Announce of the winner

Invited Guest Lecture

E. Flatow, USA



Prix DVD

Announce of the Winner

2009 Didier Patte Prize

Announce of the Winner

Travel report of the 2008 European fellows travelling in the US

M. Borroni, Italy and M. Flury, Switzerland

Travel report of the 2009 Intra European travelling fellows

C. Bartl, Germany and G. Delle Rose, Italy

Introduction of the US fellows

J. Abboud and A. Armstrong

Introduction of the Australian fellow

R. Page

### INSTRUCTIONAL COURSE 8

Saturday, September 19, 2009

Goya Room - 07.30 - 08.45 h

#### How to read and write a scientific paper

Chairman: R. Norlin, Orebro, Sweden

How to read a paper

C. Torrens, Barcelona, Spain

Discussion: 10 min

How to write a paper

R. Norlin, Uppsala, Sweden

Tips from an editor

R. Emery, London, UK

Discussion: 10 min

### INSTRUCTIONAL COURSE 9

Saturday, September 19, 2009

Room 2 - 07.30 - 08.45 h

#### Physical exam in tricky conditions of the shoulder: slap, partial rct, rotator interval, biceps instability

Chairman: J. Bruguera, Pamplona, Spain

Introduction

J. Bruguera, Pamplona, Spain

Biceps: Slap, instability, pulley lesions

L. Funk, Manchester, UK

Rotator cuff: partial tears

C. Gerber, Zurich, Switzerland

Instability: labral tears, rotator interval,  
ligament exploration

N. Pouliart, Brussels, Belgium

Neurological conditions mimicking shoulder problems:  
differential diagnosis

J. Aso, Zaragoza, Spain

### CLOSING REMARKS

Saturday, September 19, 2009

Auditorium - 16.00 - 17.00 h





## SATURDAY, SEPTEMBER 19

### SCIENTIFIC SESSION XI – Shoulder Instability

Saturday, September 19, 2009

**Auditorium** – 09.00 – 10.30

**Chairmen:** *G. Porcellini, Italy*

*S. Drew, United Kingdom*

#### FP95 09:00

Predisposing factors for recurrent shoulder dislocation after arthroscopic treatment

*G. Porcellini, F. Campi, F. Pegreff, P. Paladini*

*Cattolica – Italy*

#### FP96 09:08

Is a single MR arthrography Series in ABER Position as accurate in detecting labroligamentous lesions as conventional MR arthrography?

*S. Schreinemachers, V. Hulst van Der, WJ. Willems,*

*S. Bipat, HJ. Woude van Der*

*Amsterdam – Netherlands*

#### FP97 09:16

Extent of resorption of degradable suture anchors used in arthroscopic labral repair: clinical and computerised tomographic analysis

*L. Weiser, S. Banerjee, S. Alexander, W. Bashir,*

*D. Connell, A. Wallace*

*London - United kingdom*

#### FP98 09:24

The relationship between the Coracoid and the Glenoid: How much erosion allow the use of the coracoid as a bone graft?

*J. Murachovsky, R. Ikemoto, LG. Nascimento, R. Bueno,*

*LH. Almeida, E. Strose*

*São Paulo, Santo Andre – Brazil*

#### FP99 09:32

Coracoid transfer: primary or revision surgery for a significant bony Bankart lesion?

*B. Scheiderer, P. Magosch, S. Lichtenberg, P. Habermeyer*

*Heidelberg – Germany*

#### FP100 09:40

Surgical treatment of anterior shoulder instability in rugby players: clinical and radiographic results of the Latarjet-Patte procedure with minimum five-year follow-up

*L. Neyton, B. Dawidziak, E. Visona, JP. Hager, Y. Fournier, G. Walch*

*Lyon – France*

#### FP101 09:48

Latarjet procedure in the treatment of anterior shoulder instability. A 16 years follow-up study

*C. Chillemi, R. Diotallevi*

*Latina – Italy*

#### FP102 09:56

Long-term outcome opened modified Bristow-Latarjet procedure for anterior shoulder instability

*DF. Gazielly, A. Lädemann, A. Lubbeke,*

*P. Christofilopoulos*

*Geneva – Switzerland*

#### FP103 10:04

Subscapularis strength recovery in Bristow-Latarjet procedure

*P. Paladini, F. Campi, G. Merolla, A. Pellegrini,*

*G. Porcellini*

*Cattolica – Italy*

#### FP104 10:12

Free corcoid bone graft and capsulolabral reconstruction in the treatment of anterior shoulder instability with glenoid bone loss

*S. Bell, R. Sloan, J. Old, J. Coghlan*

*Melbourne - Australia, Derbyshire - United Kingdom,*

*Winnipeg - Canada, Brighton – Australia*

#### FP105 10:20

The arthroscopic Bristow-Latarjet-Bankart procedure for the treatment of recurrent anterior shoulder instability: is it reliable and safe?

*P. Boileau, N. Mercier, J. Old, Y. Roussanne*

*Nice, Echirolles - France, Winnipeg - Canada,*

*Montpellier - France*

THURSDAY

FRIDAY

SATURDAY



## SATURDAY, SEPTEMBER 19

### SCIENTIFIC SESSION XII

#### Tips & tricks in arthroscopic surgery

Saturday, September 19, 2009

Auditorium – 13.30 – 14.30

Chairmen: A. Castagna, Italy  
A. Calvo, Spain

#### FP106 13:30

Arthroscopic reconstruction of acute acromioclavicular joint dislocations using the Double Tight-Rope Technique

M. Scheibel, N. Kraus, C. Gerhardt, N. Haas

Berlin – Germany

#### FP107 13:38

Indication and technique of a modified Hill-Sachs Remplissage in revision shoulder instability surgery

U. Kuhlee

Berlin – Germany

#### FP108 13:46

Failures of arthroscopic anterior stabilization: management and results of open revision

C. Dezaly, F. Sirveaux, O. Roche, F. Wein-Remy, D. Mole

Nancy – France

#### FP109 13:54

Frozen shoulder circumferential release – an extra-articular approach through the rotator interval

S. Boyle, B. Kordasiewicz, M. Gutierrez, L. Lafosse

Annecy – France

#### FP110 14:02

All-arthroscopic Weaver-Dunn-Chuinard (WDC) procedure with double-button fixation for chronic acromioclavicular joint dislocation

P. Boileau, J. Old, O. Gastaud, N. Brassart, Y. Roussanne

Nice - FRANCE, Winnipeg - Canada,

Montpellier – France

#### FP111 14:10

Extracapsular arthroscopic knot for posterior shoulder capsuloraphy

N. Cicak, H. Klobucar, M. Simic, D. Trsek

Krapinske Toplice – Croatia

#### FP112 14:18

Arthroscopic posterior bone block in posterior shoulder instability

B. Kordasiewicz, S. Boyle, M. Gutiérrez Aramberri,

A. Khandil, R. Meller, L. Lafosse

Annecy - France

### SCIENTIFIC SESSION XIII

#### New techniques in shoulder and elbow surgery

Saturday, September 19, 2009

Auditorium – 15.00 – 16.00

Chairmen: J. Willems, Netherlands  
C. Torrens, Spain

#### FP113 15:00

Reconstructive surgical treatment in nonunions of humeral surgical neck fractures without bone grafting

M. Tauber, A. Brugger, H. Resch

Salzburg – Austria

#### FP114 15:08

Footprint technique for pectoralis major rupture in strength athletes

L. Funk, N. Shah, R. Badge, S. Talwalkar

Wrightington, Lancashire - United Kingdom

#### FP115 15:16

Reconstruction of massive rotator cuff tears with a bovine pericardium patch

P. Ciampi, M. Vitali, G. Fraschini

Milan – Italy

#### FP116 15:24

The medial “East” portal for Arthroscopic-Bristow-Latarjet procedure: an anatomical cadaveric study

P. Vargas, M. Zumstein, A. Rumian, J. Old, P. Boileau

Nice - France, Winnipeg – Canada

#### FP117 15:32

Arthroscopic assisted humeral fixation for latissimus dorsi transfer

J. Kany, P. Valenti

Toulouse, Paris - France

#### FP118 15:40

Subclavian portal approach for isolated subscapulars tendon tear

CH. Choi, SK. Kim, JH. Park, WK. Choi

Daegu - Republic of Korea

#### FP119 15:48

Arthroscopic treatment of distal clavicle fractures: technical note

N. Pujol, P. Hardy

Le Chesnay, Boulogne Billancourt - France

THURSDAY

FRIDAY

SATURDAY

THURSDAY

FRIDAY

SATURDAY



## LUNCH TIME - INDUSTRY WORKSHOPS

Thursday, September 17, 2009  
12.30 - 14.00 h



Private Room



Room 9bis



Room 7



Room 2



Room 8



Goya Room

Friday, September 18, 2009  
12.30 - 14.00 h



Room 9bis



Room 2



Private Room



Goya Room



Room 7

WS



# EUSSER

European Society for Shoulder and Elbow Rehabilitation

## **EUSSER SPECIALTY DAY**

**Saturday September 19th - UNESCO Room**

TIME	LECTURE	FACULTY	CHAIR
<b>THE ROTATOR CUFF</b>			
09.00-09.15	Welcome	Anju Jaggi, PT UK	Ann Cools Belgium
09.15-09.45	Anatomy & function of the shoulder cuffs	Olivier Gagey, MD France	
09.45-10.15	Rotator Cuff tendinopathy/Subacromial impingement: The dilemma of diagnosis	Jeremy Lewis, PT UK	
10.15-10.30	Questions. Discussion	All	
10.30-11.00	Break		
11.00-11.45	RC tendinopathy: a model for the continuum of pathology & related management	Jeremy Lewis, PT UK	Anju Jaggi UK
11.45-12.15	Surgical repair of the RC	Jan Nowak, MD Sweden	
12.15-12.30	Questions. Discussion	All	
12.30-13.30	Lunch		
<b>THE ELBOW</b>			
13.30-14.00	Elbow Instability	Val Jones, PT UK	Martin Scott UK
14.00-14.30	Aspects of surgery in elbow pathology	Antonio Foruria, MD Spain	
14.30-14.40	Questions. Discussion		
14.40-15.00	Break		
<b>THE SPORTING SHOULDER</b>			
15.00-15.30	Painful shoulder in the Sportsman	Lluís Puig, PT Spain	Martin Scott-UK Ann Cools-Belgium
15.30-16.00	Internal Impingement in the overhead athlete: Rehabilitation guidelines	Ann Cools, PT Belgium	
16.00-16.30	The Role of the Scapula	Martin Scott, PT UK	
16.30-17.00	Rehabilitation of shoulder instability	Anju Jaggi, PT UK	
17.00-17.30	Questions. Discussion EUSSER=Connecting PT in Europe	All Anju Jaggi, PT UK	

### **EUSSER BOARD**

**Raphael FRANCK, PT**  
Ipsach, Switzerland

**Ann COOLS, PT, PhD, PROF**  
Gent, Belgium

**Jan NOWAK, MD, PhD**  
Uppsala, Sweden

**Martin SCOTT, PT**  
Nottingham, UK

**Marco CONTI, MD, PhD**  
Italy

**Philippe BIEDERMANN, PT**  
Biel-Bienne, Switzerland

**Olivier GAGEY, MD, PhD, PROF**  
Le Kremlin Bicêtre, France

**Anju JAGGI, PT**  
Stanmore, UK

### **REGISTRATION FEE**

85 €

The participant's registration includes documentation, certificate of attendance, coffee breaks, lunch, access to the industrial exhibition.  
16% VAT included

**Registrations and further information at [www.secec.org](http://www.secec.org)**





## EXHIBITION FLOOR MAP



COMPANY	NUMBER	COMPANY	NUMBER
ACUMED	17-18	LIMA CORPORATE	5-6-7
ARTHREX	29-30-31	MATHYS LTD BETTLACH	27-28
ARTHROCARE SPORTSMEDICINE	49	MEDI BAYREUTH	32
ASCENSION ORTHOPEDICS	1	MEDICAL VISION	38
ASTON MEDICAL	45	SECEC LYON 2010	44
BIOMET	11-16-19-24	SMITH & NEPHEW	2-3-4
CONMED LINVATEC	8-9-10	STRYKER	25-26
DE PUY	12-13-14-15	SURGICRAFT	40
ELSEVIER	43	SYNTHES	33-34
EXACTECH Inc	39	TORNIER	20-21-22-23
FH ORTHOPEDICS	41	ZIMMER	35-36
KARL STORZ	42		





## SOCIAL PROGRAMME

### Welcome Cocktail

Wednesday September 16th - 19.30 h - 21.00 h

Real Madrid Stadium (this reception will be depending on Champion's League calendar)  
Included in the registration fee

### Gala Dinner *(Not included in the registration fee)*

Friday September 18th - 20.30 h

REAL FABRICA DE TAPICES (Royal Tapestries Factory)

The Real Fábrica de Tapices occupies a Neomudejar-style building from the 19th century, declared a Site of Cultural Interest in 2006, and located in the vicinity of the Paseo del Art. Each tapestry created by the Real Fábrica de Tapices is a unique piece, woven in high-warp looms using the same techniques as were used in the 18th century. The weaver interprets the preliminary sketch on a thread-by-thread basis, weaving thousands of wefts between the warp threads using bobbins wound with wool and silk in hundreds of different colours.

### Tours and excursions *(Min. 20 persons)*

For all tours and excursions: depart from Congress Hall at 9.00 pm

Not included in the registration fee

#### Thursday September 17th

##### LITERARY MADRID

The XVIIth century was the Golden Age for Spanish literature, this tour shows Santa Ana Square, where the two most famous theatres were located, calle Atocha, calle Cervantes, calle Lope de Vega and all the area where writers, actors and people related to literature used to live.

*Half day tour (4 hours)*

*(incl. bus and guide)*

##### TOLEDO

70 km south of Madrid: Toledo was the capital of Spain until 1561, and is known as the city of three cultures because of the harmonious coexistence and cooperative task of Christian, Arab and Jewish translators in the famous Toledo Translation School. The visit includes the marvellous Primate Cathedral, St Thomas Church with its famous painting by El Greco, as well as synagogues, mosques and spectacular St John's Church (San Juan de Reyes). The city has been declared a World Heritage Site.

*Full day excursion (8 hours)*

*(incl. bus, guide, lunch, entrances)*

#### Friday September 18th

##### LEGENDARY MADRID

Strolling around the old town, our route is a compendium of anecdotes on Madrid, the monarchs, and popular legends. It is an ideal activity for the evening.

*Half day tour (4 hours)*

*(incl. bus and guide)*


##### SEGOVIA

90 km north-west of Madrid, a Castilian city par excellence: First, a visit to the matchless 2000-yearold Roman aqueduct, symbol of Segovia. Then Plaza de San Martin with its beautiful Romanesque church, Plaza Mayor and its cathedral, considered the last great example of Gothic architecture in Spain, and lastly, on the outskirts of the city, the famous Alcazar, fortress and royal palace for centuries. The city has been declared a World Heritage Site. On the way back to Madrid, a stop to visit the Royal Palace of La Granja and its gardens is scheduled.

*Full day excursion (8 hours) - (incl. bus, guide, lunch, entrances)*



## OFFICIAL HOTELS AND RATES / LOCATION MAP



- 1** Meliá Castilla 5\*  
Capitán Haya, 43  
28020 Madrid
- |             | standard | superior |
|-------------|----------|----------|
| single room | 135 €    | 158 €    |
| double room | 152 €    | 175 €    |



- 2** Silken Puerta Castilla 4\*  
Paseo de la Castellana, 191  
28046 Madrid
- |             |       |
|-------------|-------|
| single room | 161 € |
| double room | 188 € |



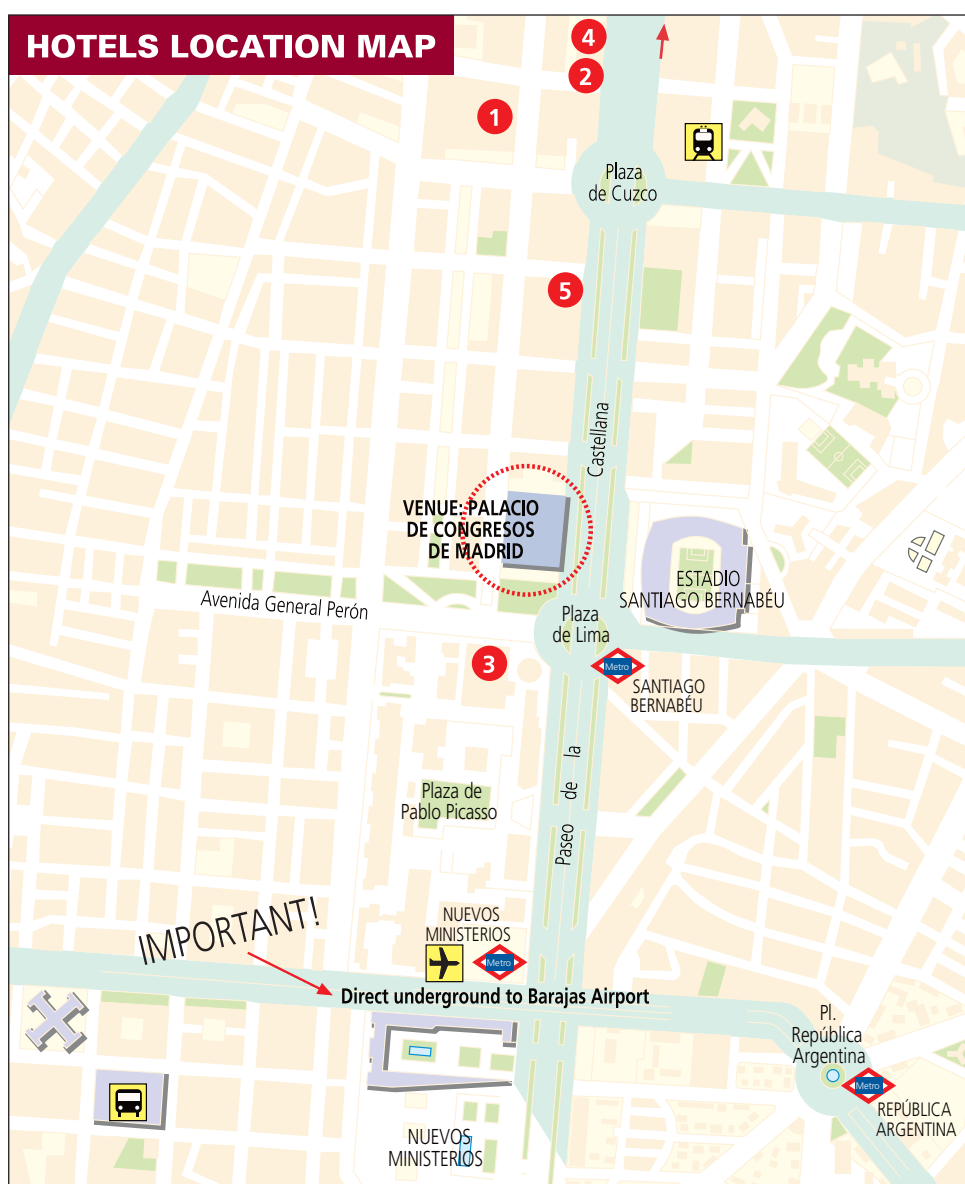
- 3** Holiday Inn 4\* sup  
Plaza Carlos Trias Beltran, 4  
28020 Madrid
- |             |       |
|-------------|-------|
| single room | 199 € |
| double room | 222 € |



- 4** Abba Castilla Plaza 4\*  
Paseo de la Castellana, 220  
28046 Madrid
- |             |       |
|-------------|-------|
| single room | 135 € |
| double room | 147 € |



- 5** AC Aitana 4\*  
Paseo de la Castellana, 152  
28046 Madrid
- |             |       |
|-------------|-------|
| single room | 169 € |
| double room | 184 € |



- 1** Meliá Castilla 5\*  
Capitán Haya, 43  
28020 Madrid
- 2** Silken Puerta Castilla 4\*  
Paseo de la Castellana, 191  
28046 Madrid
- 3** Holiday Inn 4\* sup  
Plaza Carlos Trias Beltran, 4  
28020 Madrid
- 4** Abba Castilla Plaza 4\*  
Paseo de la Castellana, 220  
28046 Madrid
- 5** AC Aitana 4\*  
Paseo de la Castellana, 152  
28046 Madrid



## ACCOMMODATION FORM

First Name \_\_\_\_\_

Last Name \_\_\_\_\_

Institution \_\_\_\_\_

Address \_\_\_\_\_

City \_\_\_\_\_ Postal Code \_\_\_\_\_

Phone \_\_\_\_\_ Fax \_\_\_\_\_

E-Mail \_\_\_\_\_

Type of room: ☐ single ☐ double

Arrival date \_\_\_\_\_ departure date \_\_\_\_\_

Number of rooms \_\_\_\_\_ x \_\_\_\_\_ nights \_\_\_\_\_ x \_\_\_\_\_ €/night = \_\_\_\_\_ €

### For SECEC - ESSSE 2009 – hotel reservations and optional tours (through Viajes El Corte Inglés)

#### 1. BANK TRANSFER

Bank name: Banco Bilbao Vizcaya Argentaria · Bank address: C/ Alcalá 16, 28014 Madrid

Account holder: Viajes El Corte Inglés · Account number: 0182 3999 37 0200664662

BIC: BBVAESMMXXX · IBAN code: ES97 0182 3999 37 0200664662

Please: 

- indicate your name and SECEC - ESSSE 2009 on all Bank Transfers.

- send copy of the bank transfer (fax or e-mail) to Viajes El Corte Inglés

(F. 34 91 547 88 87 / e-mail: [secretariaturistica@viajeseci.es](mailto:secretariaturistica@viajeseci.es)) with the accommodation form.

#### 2. CHEQUE

A bank cheque made payable to the SECEC - ESSSE 2009 Domestic Meeting, sent to Viajes el Corte Inglés, S.A. · Princesa, 47  
5ª planta · SECEC - ESSSE 2009 Domestic Meeting · 28008 Madrid · Spain

#### 3. CREDIT CARD

I authorize Viajes El Corte Inglés, the official congress travel agency, to charge the following amount to my credit card: **Total** \_\_\_\_\_ €

Credit Card: ☐ VISA ☐ American Express ☐ Mastercard / Eurocard ☐ Diners

Card Number \_\_\_\_\_ Expiry date \_\_\_\_\_

Card Holder Name \_\_\_\_\_ D.N.I. / Passport number \_\_\_\_\_

Signature \_\_\_\_\_

Date \_\_\_\_\_

The personal details included in this document are of a confidential nature. In accordance with the Organic Law 15/1999, of 13 December, the holder of this data will be able to exercise his or her right of access, rectification and cancellation on written application to Viajes El Corte Inglés, S.A.

Viajes El Corte Inglés S.A. · Calle Princesa, 47 5a. planta · 28008 Madrid · Tel: +34 91 204 26 00 · Fax: +34 91 547 88 87





## **ACCOMMODATION FORM**

### **Booking**

- Prices quoted are per room per night and include buffet breakfast, hotel service charge and VAT. All reservations are subject to availability.
- To secure accommodation of your choice you should register as early as possible.
- The listed special rates listed are available only if reservations are made through Viajes El Corte Inglés.

### **Cancellations**

- Full payment is required at the time of reservation for individuals.
- Groups should contact the Official Travel Agency, Viajes El Corte Inglés, in order to obtain the relevant conditions.
- All cancellations and changes to reservations should be made in writing by e-mail, fax or airmail. The cancellation policy for individual reservation is as follows:
  - Full payment is required at reservation time.
  - No cancellation charge until 1st May 2009.
  - Cancellations between 2nd May and 30th June: 50% of total payment for accommodation will be charged.
  - Cancellations between 1st July and 31th July: 75% of total payment for accommodation will be charged.
  - Cancellations after 31th July: no refund will be made.

### **General conditions**

- Hotel bookings should be made through Viajes El Corte Inglés in order to benefit from the special rates.
- As soon as the application is received, your requested reservations will be completed, subject to availability. Verification of hotel accommodation by Viajes El Corte Inglés will be included in confirmation letters.
- No hotel vouchers will be needed since the Travel Agency will transfer the hotel deposit amounts to each hotel and the deposit amounts will be deducted from the remaining hotel invoice to be paid at the hotel during the Congress.
- Participants are requested to pay their personal expenses directly to the hotel when checking out. Please indicate on the Registration Form if arrival at the hotel is scheduled after 1800 hours so the Travel Agency can inform the hotel about your late arrival.
- Please note that all room reservations will be made on a "first come, first served" basis and all reservations will be subject to availability.





